



A COMPLETE GUIDE

Perio Tray™ Therapy by Perio Protect: Deep Delivery Makes all the Difference

A Better Way to Fight Gum Disease

Treatment of periodontal disease presents us with many challenges, but effective homecare no longer needs to be one of them. Toothbrushes, rinses, and floss often fall short for patients struggling with the disease. Now there is an additional, more effective option that you can prescribe to help your patients restore and maintain their health.

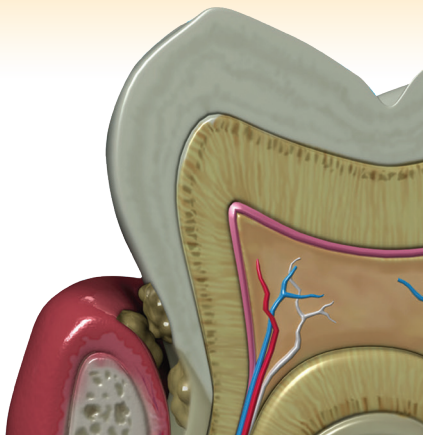
Perio Tray™ therapy is scientifically proven to place medication deep into periodontal pockets, even ≥ 6 mm. The Tray is custom fabricated with an internal peripheral sealing system that corresponds to pocket probing depths. The seal prevents medication from leaking and directs it deep into pockets so the medication can fight subgingival infections.

Prescription Perio Tray™ delivery, used for just 10-15 minutes, is comfortable, practical, and effective.

Patients love it.

Become a Perio Protect provider today to help your patients and your practice.

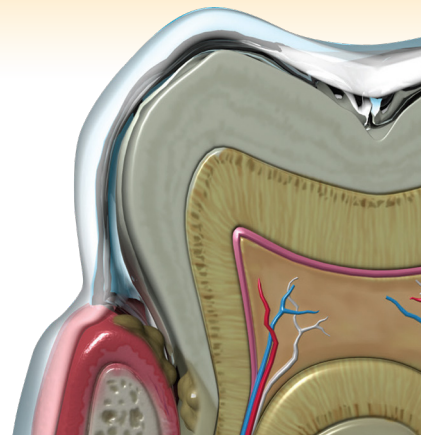
1 Bacteria thrive deep below the gum line in the perio pocket.



2 Brushing, rinsing and flossing cannot reach the bacteria.



3 The Perio Tray™ delivers medicine deep into perio pockets and holds it there.



What's Your Practice's Hygiene Potential?

Increase Your Revenue & Lower Your Patients' Gum Scores with Perio Protect

A Gum Score is based on the number of bleeding points in your patients' mouth. Since bleeding is often a sign of an active infection, patients will want the lowest Gum Score possible.

Perio Protect Trays™ deliver medication deep under the gums to help fight the infection that causes the bleeding. Using the trays, we can help patients achieve a single digit BOP.

Contact your Perio Protect Rep to review your goals for patient health, and see the revenue stream potential!



A full "What's Your Number" Gum Score Marketing Kit, including patient posters, postcards, and other communication tools is available for download. Contact your Perio Protect Rep for more information.

What's Your Number?





Treatment for the Post-Antibiotic Age

For decades dentists have prescribed antibiotics for the treatment of gum disease, yet we still have very high rates of chronic periodontitis. If antibiotics worked well – and increasing they don't in the post-antibiotic age – we would have better outcomes. Perio Tray™ therapy overcomes the limitations of antibiotics by using Perio Gel™ with 1.7% hydrogen peroxide.

With the deep Perio Tray™ delivery, the peroxide's oxidizing action debrides the slimy matrix covering the biofilm and dissolves the most exposed bacterial cells. Peroxide's oxygenation promotes healthy bacterial repopulation at the expense of pathogens. As inflammation begins to subside, the host has new opportunity to heal.*

Perio Tray™ therapy is prescribed as adjunctive homecare for patients in all stages of disease. Intervening at the earliest signs of disease gives you a pro-active approach to improve patient health and prevent tissue destruction. Perio Protect also helps address patient fears of treatment and is especially important for patients with co-morbidities.

Because Perio Tray™ therapy improves gingival health, your Perio Protect patients will enjoy optimal restorative results. This is a great way to keep gingival margins clean around crowns and implants.

* Schaudinn, C. et al. Periodontitis: An Archetypical Biofilm Disease. *J Am Dent Assoc.* 2009 Aug;140(8):978-86.
Schaudinn, C. et al. Manipulation of the microbial ecology of the periodontal pocket. *World Dental* 2010 Feb-Mar;2(1):14-18.
Dunlap et al. Subgingival Delivery of Oral Debriding Agents: A Proof of Concept. *J Clin Dent.* 2011 Nov;XXII(5):149-158.
Putt M and Proskin H. Custom Tray Application of Peroxide Gel as an Adjunct to Scaling and Root Planing in the Treatment of Periodontitis: Results of a Randomized, Controlled Trial after 6 Months. *J Clin Dent.* 2013;24:100-107.
[See also PERIOPROTECT.COM/RESEARCH.](http://PERIOPROTECT.COM/RESEARCH)

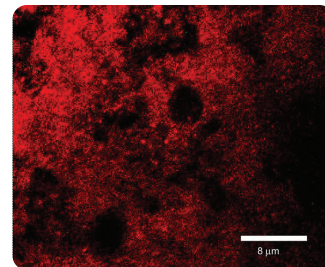
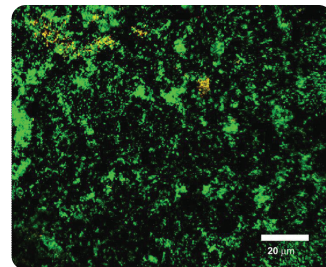
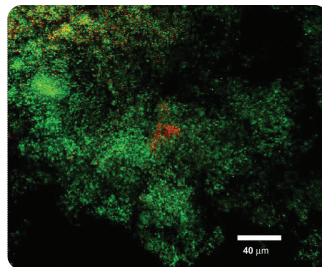
Proven to Reduce Biofilms, Inflammation, and Pocket Depths

LIVE/DEAD™ dye studies showed that Perio Gel™ 1.7% hydrogen peroxide effectively debrided the gooey slime matrix of *streptococcus mutans* biofilms and the bacterial cell walls on the outer layers of the biofilm within 10 minutes. Repeated applications delaminate the biofilm layer by layer.

The hydrogen peroxide in Perio Gel™ also releases oxygen into pockets, modifying the subgingival microenvironment.

In vivo microbiological analyses show that Perio Tray™ delivery of Perio Gel™ 1.7% hydrogen peroxide resulted in significant reductions in biofilm populations and prevented pathogenic bacteria from reforming efficient microbial communities.


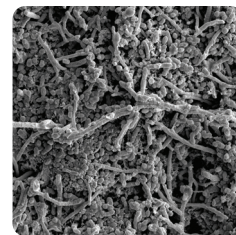
Scanning electron microscope analyses of subgingival biofilms confirmed substantial decreases in bacterial populations and



Cells that pick up the green dye are alive. Red cells have debrided cell walls and are dead. The image on the far left is a control sample with no Perio Gel™ applied and reflects the normal life cycle of this biofilm. The middle image had Perio Gel™ applied for 5 minutes. The far right image had Perio Gel™ applied for 10 minutes. Dunlap et al. Subgingival Delivery of Oral Debriding Agents: A Proof of Concept. J Clin Dent. 2011 Nov;XXII(5):149-158.

regrowth of bacteria that live in harmony with the host gum tissue: actinomyces-like and aerobic cocci-like bacteria. When you can manage the biofilm effectively, you can help manage the disease more effectively.

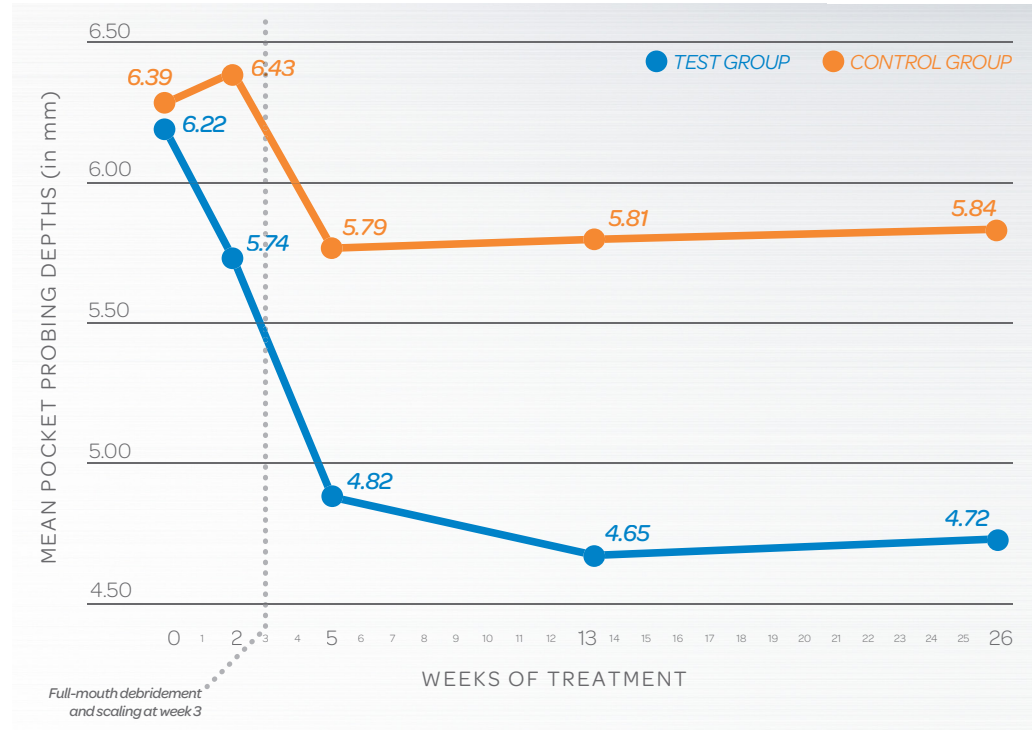
Not all 1.7 % peroxide gels work as effectively as the Perio Gel™ formulation. The formulation matters.



The image on the left shows a vibrant biofilm community that grew on a carrier in a 6mm pocket before treatment. The image at right of a carrier in the same pocket after 17 days of treatment indicates that the biofilm has nearly dissolved. Schaudinn C, et al. Manipulation of the Microbial Ecology of the Periodontal Pocket. World Dental. 2010 Feb-Mar;2(1):14-18.

In human clinical trials, pocket depths and bleeding decreased significantly with adjunctive Perio Tray™ delivery, both before and after SRP.

These improvements are good news for all patients, but, for medically compromised patients for whom bacteremia and oral inflammation increase risks, the improvements before mechanical intervention are especially noteworthy.



Subject-wise analysis of whole-mouth pocket probing depths (in mm) for all pockets >5mm at baseline. Between-group comparison for change from baseline at 26 weeks: $p=0.0002$. For full details see Putt M. and Proskin H. Custom Tray Application of Peroxide Gel as an Adjunct to Scaling and Root Planing in the Treatment of Periodontitis: Results of a Randomized, Controlled Trial after 6 Months. *J Clin Dent.* 2013;24:100-107. [Full article available at PERIOPROTECT.COM/RESEARCH](http://PERIOPROTECT.COM/RESEARCH).

Real Patients. Real Results.

Research suggests candidates for Perio Tray™ delivery include:

- Patients with gingivitis
- Patients with periodontitis and in perio maintenance
- Patients with implants or extensive restorations
- Geriatric patients
- Medically compromised patients
- Fearful patients who want to exhaust non surgical options
- Patients with halitosis



Patient had 4-6mm generalized pocketing with inflamed tissue. Treatment started with Perio Tray™ delivery of medication to address the infection before mechanical therapy.



Two weeks after Perio Tray™ delivery started, the tissue was healthier and the necessary mechanical treatments were easier to perform and more comfortable for the patient.

Photos courtesy of Dr. Rebecca Hobbs, MAGD, Augusta, GA.

I have sjogren's and very dry mouth. Perio Protect has been a game changer. It is AMAZING for dry mouth with added benefits of white teeth! Love love love it! I do not go without it!! Also very easy to use. - H. Haley

“There are many features of the Perio Tray™ that are hugely beneficial – maintenance, minimizing surgery, geriatrics—but the absolute biggest benefit is it’s one of the few tools that helps with controlling bleeding.”
- Dr. Bruce Cochrane, Fort Dodge, IA

The Perio Protect™ Treatment Plan

Perio Tray™ therapy fits perfectly into your current treatment protocols. Whether you are helping a struggling maintenance patient or want the healthiest tissue possible before mechanical intervention, Perio Tray™ delivery can be easily used by your patients between office visits.

Patients describe Perio Tray™ delivery as comfortable and convenient. They report noticing less bleeding, “stronger” gums, cleaner mouths, fresher breath, and whiter teeth. You will notice all of that plus stippling, improved tissue color and tone, and reduced pocket depths.

The Perio Protect™ approach offers a long-term, homecare system. Once the disease is put into remission, a simple maintenance program provides optimal health.

PRE-TREATMENT

100% BOP. 74% PPD 4-7mm.



ONE MONTH LATER

Treatment includes daily Perio Tray™ delivery and debridement at week 3.

Note, no scaling to date.



FOUR MONTH RECALL AFTER SRP

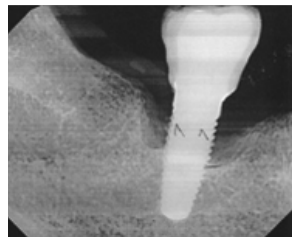
Patient used Perio Tray™ delivery throughout treatment.



Photos courtesy of Craig E. Buntmeyer, DDS, PC, Tulsa, OK.

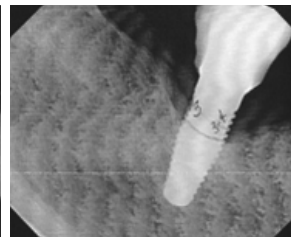
Helping Patients Keep Their Teeth

Researchers report that tetracycline in subclinical doses acts as an antioxidant and inhibits osteoclasts while allowing osteoblasts to continue to function. Case studies reveal that tetracycline delivered into the periodontal pocket may help repair bone.



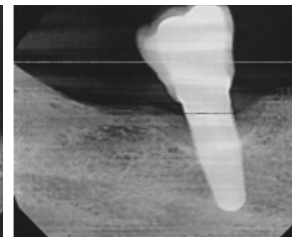
3/13/18: Pre Treatment
with 7 threads exposed

BEFORE



10/14/20: After 2 Tx of LAPIP,
3-4 threads exposed

AFTER LAPIP



1/20/22: After one year
of Perio Tray™ Therapy

**AFTER
PERIO PROTECT**



BEFORE



AFTER



Insurance Guidance

Perio Tray™ prescriptions can be documented in your office with these CDT codes:

D5995 Periodontal medicament carrier with peripheral seal – maxillary.

A custom fabricated, laboratory processed carrier that covers the teeth and alveolar mucosa. Used as a vehicle to deliver prescribed medicaments for sustained contact with the gingiva, alveolar mucosa, and into the periodontal sulcus or pocket.

D5996 Periodontal medicament carrier with peripheral seal – mandibular.

A custom fabricated, laboratory processed carrier that covers the teeth and alveolar mucosa. Used as a vehicle to deliver prescribed medicaments for sustained contact with the gingiva, alveolar mucosa, and into the periodontal sulcus or pocket.

HEALTH SAVINGS ACCOUNTS (HSA) & MEDICAL FLEXIBLE SPENDING ACCOUNTS (FSA) ELIGIBLE

The FDA cleared Perio Tray™ medicament carriers and the medications prescribed for use in them can be submitted for HSAs and medical FSAs.

The most important qualifying factor is that Perio Tray™ delivery is prescribed for the prevention and alleviation of dental disease.

Perio Protect Training Options

Perio Protect™ trainings include biofilm science, research involving Perio Tray™ delivery, and case study presentations. This provider is authorized to confer continuing education units through the AGD PACE Program. Training formats include seminars, webinars, a self-study program, and personalized training. For full details, current schedules, or registration information, visit <https://providers.perioprotect.com/training-options/>.

WITH PERIO PROTECT TRAINING YOU SHOULD

- Understand the formation of oral biofilms and host responses to them.
- Understand the benefits and limitations of antimicrobial and mechanical therapies for biofilm control.
- Learn how and why antimicrobials with oxidative/reduction reactions help control biofilms.
- Learn how to incorporate antibiofilm therapies into existing treatment plans.
- Understand when infected cells must be treated with surgery.
- Help patients augment homecare regimens to manage periopathogens daily.

For additional information or to schedule a live consultation, call (314) 256-0772.

Thank you for considering Perio Protect™ treatment for your patients.



PACE
ACADEMY of
GENERAL DENTISTRY
PROGRAM APPROVAL
FOR CONTINUING
EDUCATION

Perio Protect, LLC

Nationally Approved PACE Program Provider for FAGD/MAGD credit. Approval does not imply acceptance by any regulatory authority, or AGD endorsement. 7/1/2021 to 5/31/2025.

Provider ID 305521



What Others Are Saying

"This product has helped reduce the bacteria under my gums!!" - M. Peterson

"I have been using this for a couple of years now and love it. Regular use has kept my gums and teeth in excellent health. I will continue to use for years to come." - J. Hauenstein

"I love this protection system. Perio Protect has my mouth feeling fresher and I can truly feel my gums healing. I am so glad I made this investment."
- R. Rene

"Perio Protect has dramatically improved the health of my gums. Prior to beginning use, my gums have been steadily receding for the past decade of my life, causing both physical discomfort and affecting my self esteem. Within 2 months of enrolling, Perio Protect has prevented further damage and improved my gum health ten fold! I would definitely recommend this product." - J. Treppo

"I started using it almost every day and the next time I went to the dentist, she could tell. My teeth and gums have had a lot of work and are very important to me. I'm thrilled that Perio Gel™ is helping and after getting used to it, I find it very easy to make the time while I shower." - K. Nicolls

"Regular use of this product has restored my gums to good health. And it whitens my teeth." - C. Lowe

"Me ha ayudado mucho con mi mal aliento" -Y. Lopez

See more testimonials from both dentists and hygienists at

www.PerioProtect.com/Testimonials.asp.



9701 Green Park Industrial Drive | St. Louis, MO 63123 | support@perio-protect.com | (314) 256-0772 | PerioProtect.com

© 2024 Perio Protect, LLC. All Rights Reserved.